

>>> <https://BudgetForex.com> <<<

BUDGETFOREX

The best Forex software shop.

Disclaimer and risk warning Trading in financial markets involves risk. This ebook, software and its content are neither a solicitation nor an offer to buy / sell a financial market. The contents of this ebook and software are for general informational purposes only. Although every attempt has been made assure accuracy, we do not give expressed or implied warranty as to its accuracy. We do not accept any liability for error or omission. Examples are provided for illustrative purposes only and should not be construed as investment advice or strategy. No representation is being made that any account or trader will or is likely to achieve profits or losses similar to those discussed in this ebook and software. Past performance is not indicative of future results.


Hypothetical performance results have many inherent limitation, some of which are mentioned below. No representational is being made that any account will or likely to achieve profits or losses similar to those shown. In fact, there are frequently sharp differences between hypothetical performance result and actual result subsequently achieved by any particular trading program.

One of the limitations of hypothetical performance result is that they are generally prepared with the benefit of hindsight. In additional, hypothetical trading does not involve financial risk and no hypothetical trading record can completely account for the impact of financial risk in actual trading. For example the ability to withstand losses or to adhere to a particular trading program in spite of the trading losses are material points, which can also adversely affect trading results. There are numerous other factors related to the market in general or to the implementation of any specified trading program, which cannot be fully accounted for in the preparation of hypothetical performance result. All of which can adversely affect actual trading results.

Let's start

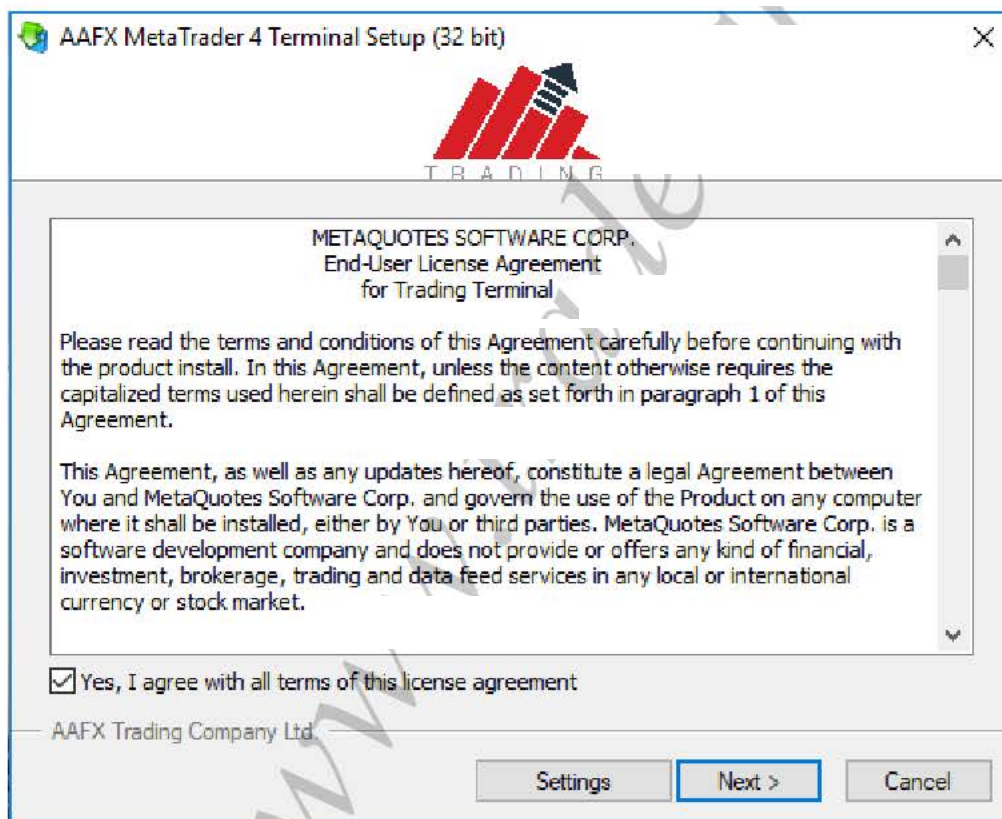
First of all, thank you very much for buying my Titan Scalper EA. Our team careful study of the forex market, we have come to the conclusion that the best forex strategy is price action with low and high volatility, so we decided to write this Expert Advisor for low volatility markets.

Titan Scalper EA works continuously analyzes the forex market and when it sees a certain movement, it places a trade in it the direction of the



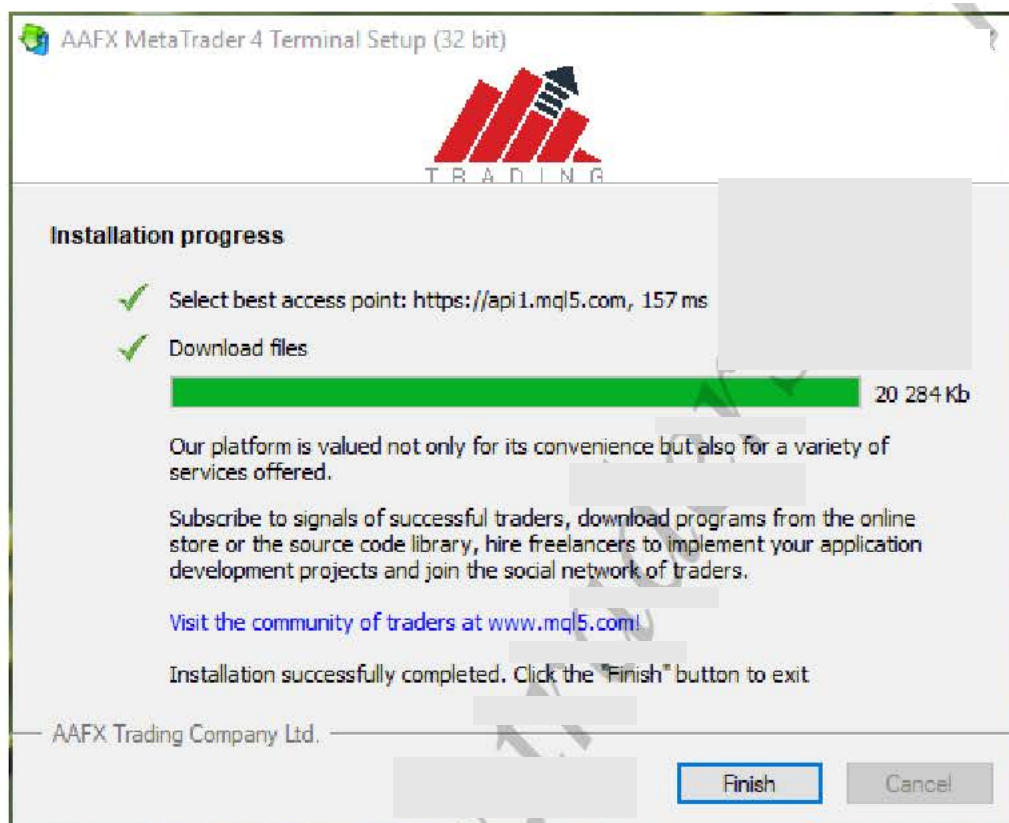
movement and then manage it with the help of a titan scalper trade management features which can make a lot of pips in some cases. Titan Scalper EA is NOT limited to a single broker. We use personally AAFX, FortFS, FirewoodFX but you can use many regulated brokers you want. **Please follow our “Recommended Broker List and Settings.PDF”**

Step 1: Download and install MetaTrader4, when the download is complete, double-click the installer file and you get a screen like this



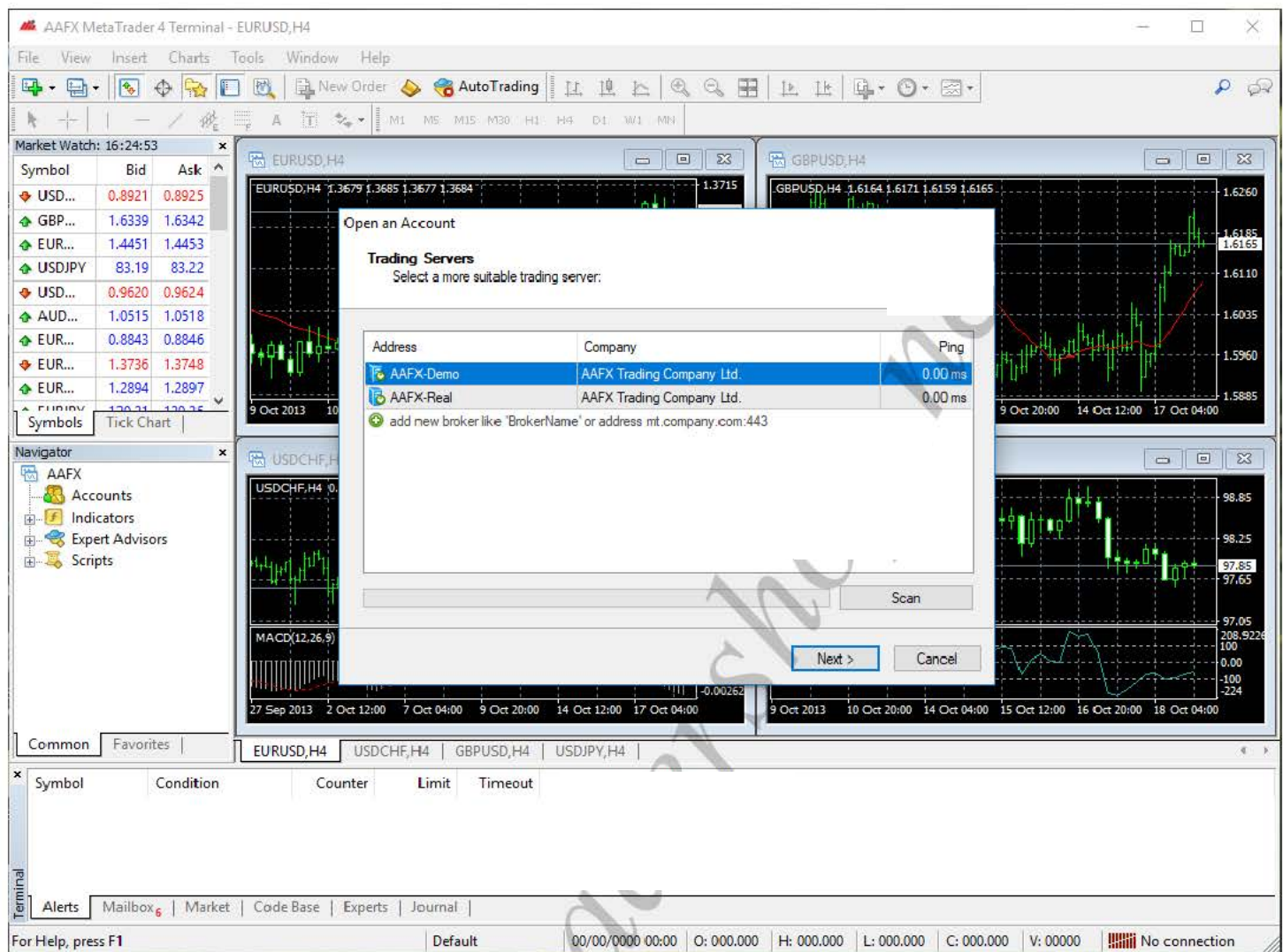
Then you tick “Yes, I agree with all terms of this license agreement” and click next,

Next you’ll see



>>> <https://BudgetForex.com> <<<
BUDGETFOREX
The best Forex software shop.

Then you have successfully installed MT4 and ready to launch it.

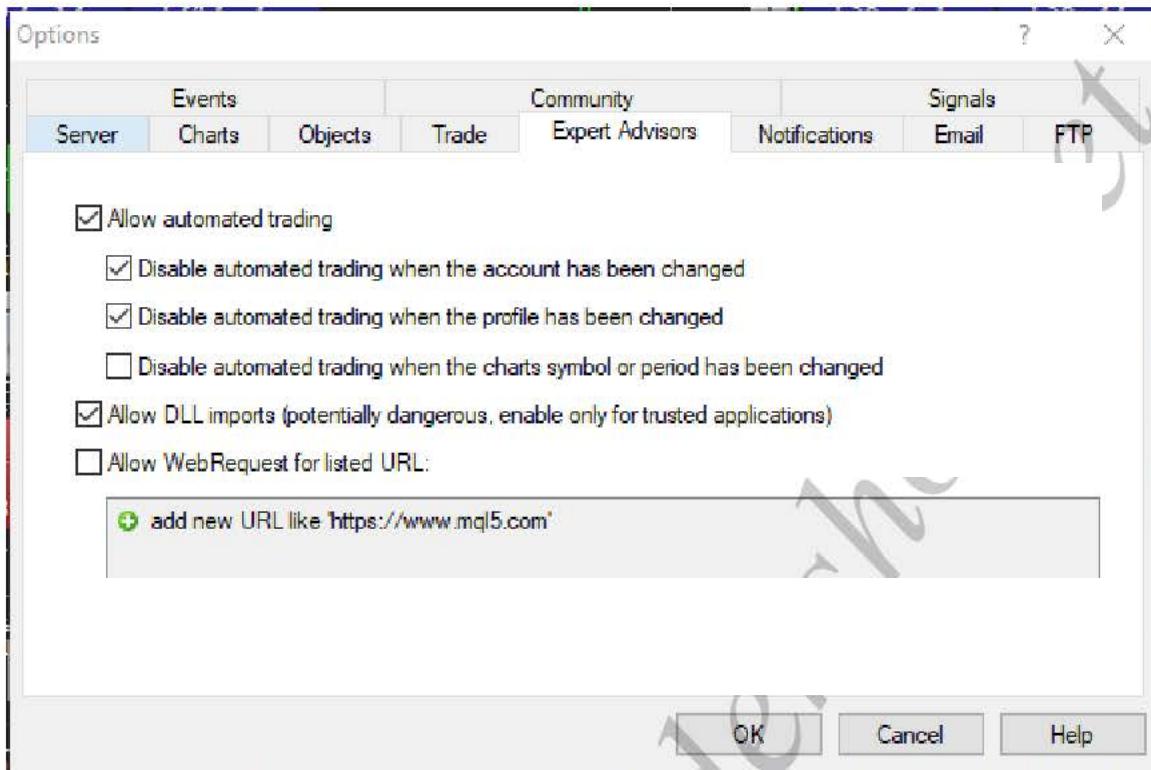


Step 2: install Titan Scalper Expert Advisor.

Copy the EA (for Titan Scalper EA, the EA file is TitanScalper_v1.1.ex4) to the folder for experts. This folder is usually located under the Meta Trader Data folder
File > Open Data Folder > MQL4 > Experts.

After you have finished, Refresh the Expert Advisor tab in Navigator windows and verify that EA is loaded by opening the Navigator section.

If you want to run Titan Scalper EA, you must first set up MetaTrader4 to make the EA work. In the first place on MetaTrader4 application choose Tools > Options and Select Expert Advisors Tab. Next, make sure that you tick the following options.

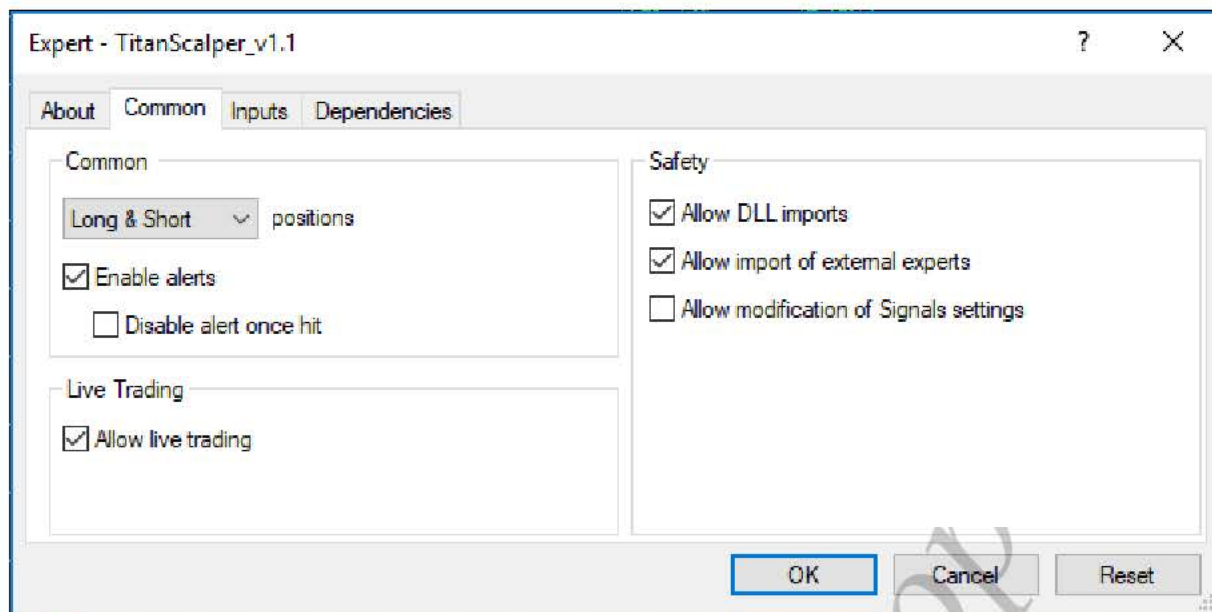


Then Click “OK”

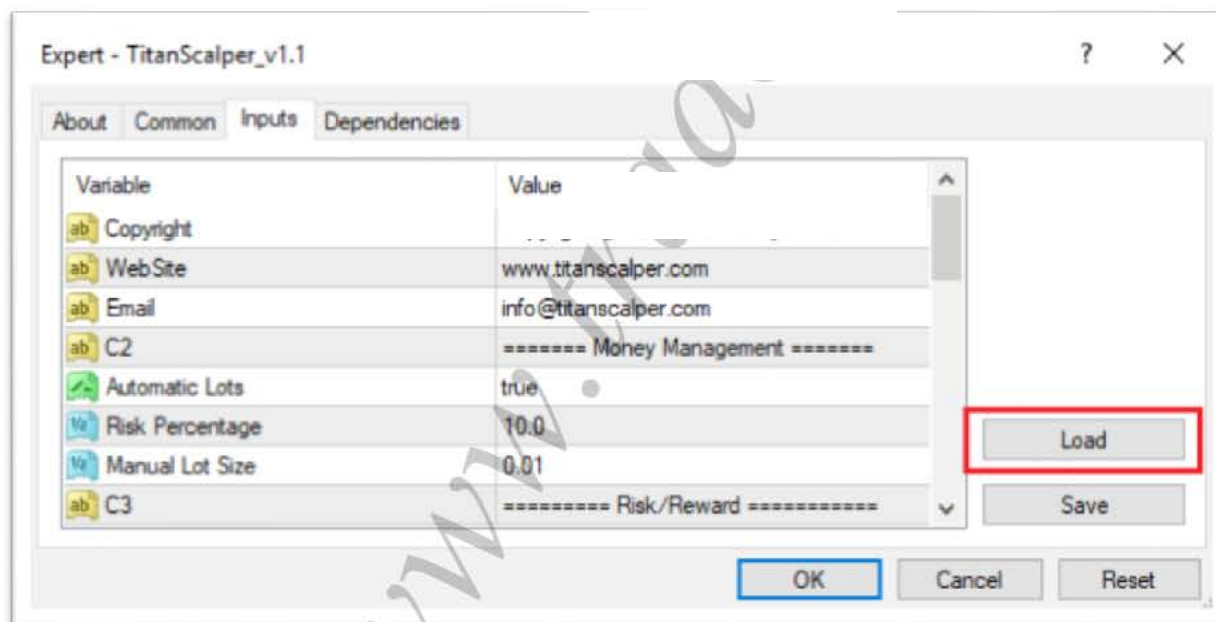
Where you see the symbols and quotes (Market Watch box) middle left side, right click on the EURUSD symbol and click chart Window. Then select **M5** Time Frame and drag and drop EA on the EURUSD M5 chart.

Support Currency Pairs: EURUSD, GBPUSD, USDCHF, EURGBP, AUDUSD, AUDCAD, AUDCHF, EURCHF, EURCAD, EURAUD, CADCHF, GBPCAD, GBPCHF, GBPAUD

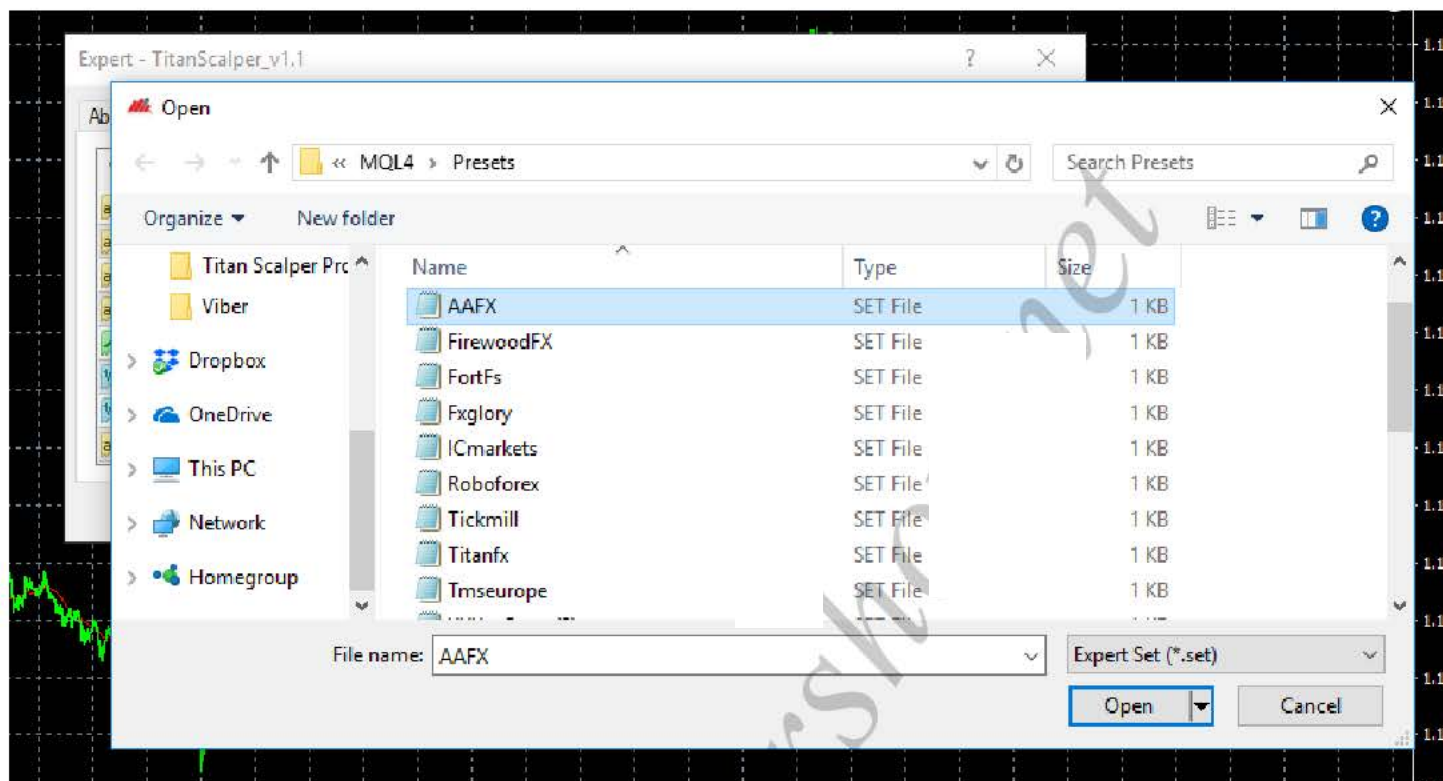
Make sure that you tick the following options in Common Tab



Then Select "Input" Tab



Click Inputs tab in the same form to load the set file, then select and open your broker set.



Finally you'll see:



Remember, Titan Scalper is very profitable. But it is not a Magic wand or a Holy Grail. You may end a month with negative results. That does not mean in any way the EA is not working the way it should. Forex trading is a risk business and the market - especially these days - is not at its best. Use your EA with the best money management and never trade / risk more than you can afford to lose.

>>> <https://BudgetForex.com> <<<
BUDGETFOREX
The best Forex software shop.

~ The End ~