

**FOREX EXPERT ADVISORS,  
BINARY and MANUAL TRADING SYSTEM  
ALL UNLIMITED VERSION FREE & PAID  
Channel : <https://t.me/fxyashwinstore>  
Channel : <https://t.me/fxyashwinbest>  
Telegram Contact : @realprofitbo  
Email : [realprofitbo@gmail.com](mailto:realprofitbo@gmail.com)**

**FOREX EXPERT ADVISORS,  
BINARY and MANUAL TRADING SYSTEM  
ALL UNLIMITED VERSION FREE & PAID  
Channel : <https://t.me/fxyashwinstore>  
Channel : <https://t.me/fxyashwinbest>  
Telegram Contact : @realprofitbo  
Email : [realprofitbo@gmail.com](mailto:realprofitbo@gmail.com)**

# How To Install STM Indicators

**FOREX EXPERT ADVISORS,  
BINARY and MANUAL TRADING SYSTEM  
ALL UNLIMITED VERSION FREE & PAID  
Channel : <https://t.me/fxyashwinstore>  
Channel : <https://t.me/fxyashwinbest>  
Telegram Contact : @realprofitbo  
Email : [realprofitbo@gmail.com](mailto:realprofitbo@gmail.com)**

**FOREX EXPERT ADVISORS,  
BINARY and MANUAL TRADING SYSTEM  
ALL UNLIMITED VERSION FREE & PAID  
Channel : <https://t.me/fxyashwinstore>  
Channel : <https://t.me/fxyashwinbest>  
Telegram Contact : @realprofitbo  
Email : [realprofitbo@gmail.com](mailto:realprofitbo@gmail.com)**

# Step #1 Download

## How To Install and Authenticate Indicators:

FOREX EXPERT ADVISORS,  
BINARY and MANUAL TRADING SYSTEM  
ALL UNLIMITED VERSION FREE & PAID  
Channel : <https://t.me/fxyashwinstore>  
Channel : <https://t.me/fxyashwinbest>  
Telegram Contact : @realprofitbo  
Email : [realprofitbo@gmail.com](mailto:realprofitbo@gmail.com)



Click Here To  
Download  
Indicators



Download STM Indicators

SCIENTIFIC  
TRADING MACHINE

Scientific Trading Machine © 2016, All Rights Reserved.

Go to the "Tools & Indicators" page inside members' area and download your STM Indicators by clicking on big Red button "Download STM Indicators"

## Step #2 Setting Up Your Charts



The first step is to setup your authentication indicator. Inside the MT4 "Navigator windows" you'll see the STM Authentication indicator.

Just drag and drop it to the chart (you can double click as well).

FOREX EXPERT ADVISORS,  
BINARY and MANUAL TRADING SYSTEM  
ALL UNLIMITED VERSION FREE & PAID  
Channel : <https://t.me/fxyashwinstore>  
Channel : <https://t.me/fxyashwinbest>  
Telegram Contact : @realprofitbo  
Email : realprofitbo@gmail.com

## Step #3 Setting Up Your Charts

Custom Indicator - STM\_Authentication

About Common Inputs Dependencies Colors Visualization

Variable	Value
note	===== Authentication SETTINGS =====
Email	<b>your email account here</b>
ClickBankReceipt	<b>your ClickBank Receipt here</b>

FOREX EXPERT ADVISORS,  
BINARY and MANUAL TRADING SYSTEM  
ALL UNLIMITED VERSION FREE & PAID  
Channel : <https://t.me/fxyashwinstore>  
Channel : <https://t.me/fxyashwinbest>  
Telegram Contact : @realprofitbo  
Email : realprofitbo@gmail.com

Load Save

OK Cancel Reset

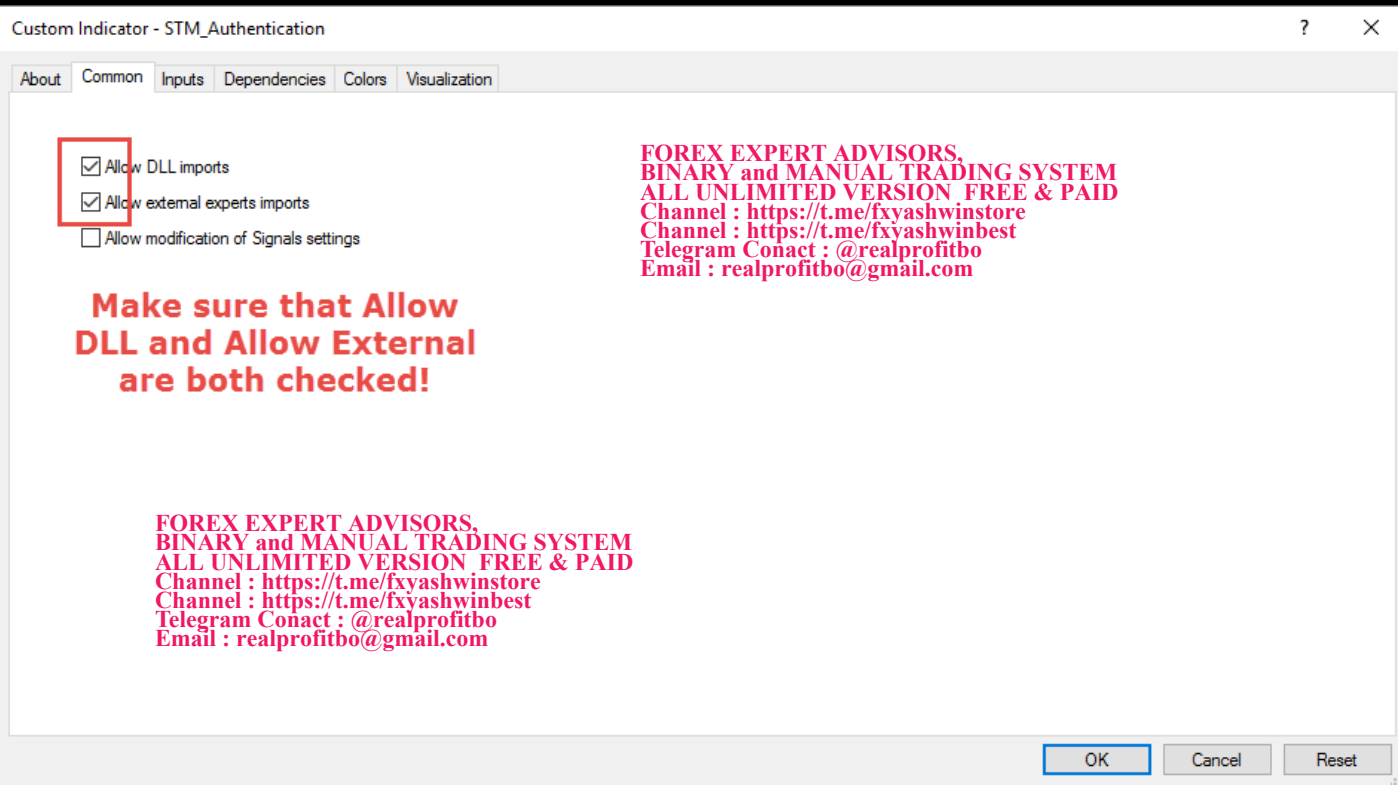
### Note

Load: STM Main Autheticated.tpl  
and it will work without any Email and  
Clickbank Receipt

FOREX EXPERT ADVISORS,  
BINARY and MANUAL TRADING SYSTEM  
ALL UNLIMITED VERSION FREE & PAID  
Channel : <https://t.me/fxyashwinstore>  
Channel : <https://t.me/fxyashwinbest>  
Telegram Contact : @realprofitbo  
Email : realprofitbo@gmail.com

FOREX EXPERT ADVISORS,  
BINARY and MANUAL TRADING SYSTEM  
ALL UNLIMITED VERSION FREE & PAID  
Channel : <https://t.me/fxyashwinstore>  
Channel : <https://t.me/fxyashwinbest>  
Telegram Contact : @realprofitbo  
Email : realprofitbo@gmail.com

## Step #3 Setting Up Your Charts



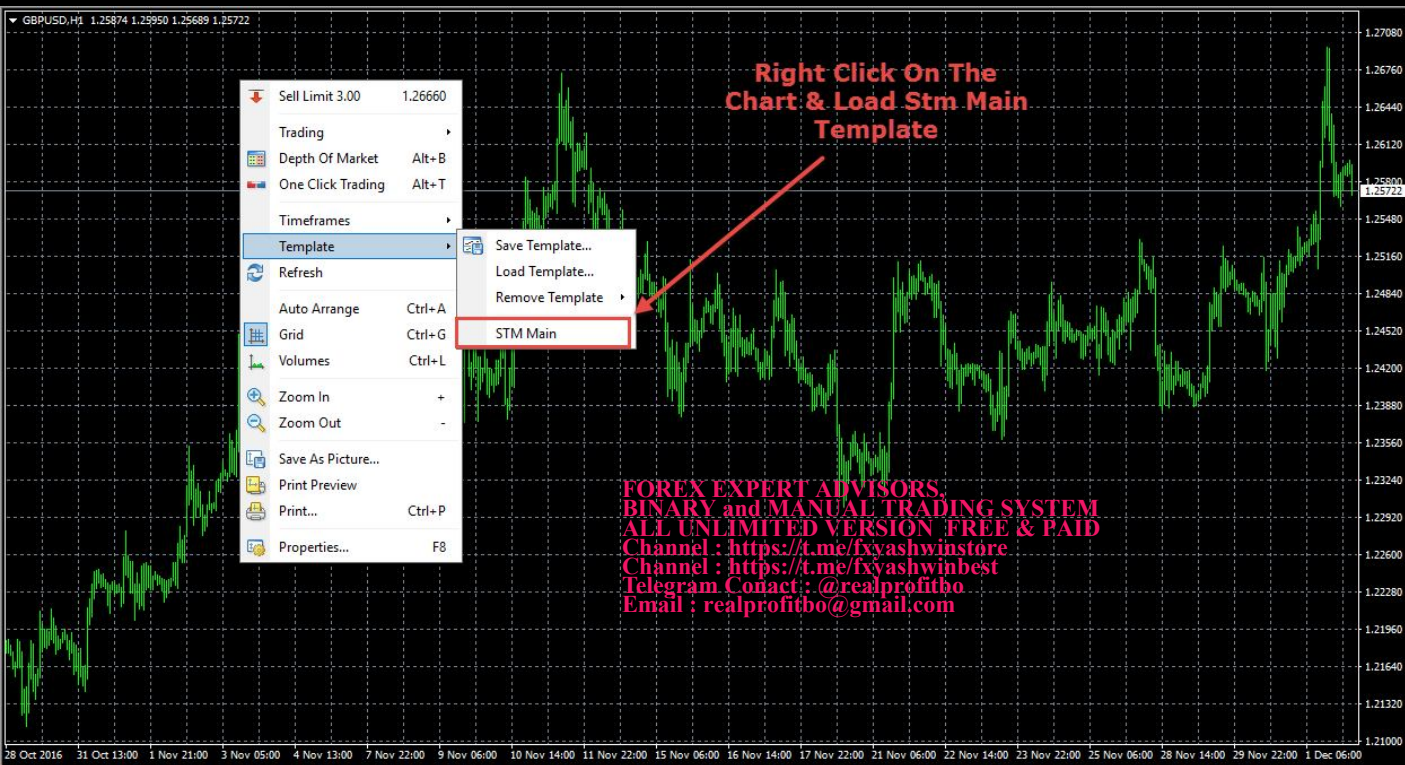
Important Part! Inside the "Common" tab you must make sure that you have "Allow DLL Imports" & "Allow external experts imports" both checked.

Otherwise our authenticator won't work.

Once that's done you can click OK.

FOREX EXPERT ADVISORS,  
BINARY and MANUAL TRADING SYSTEM  
ALL UNLIMITED VERSION FREE & PAID  
Channel : <https://t.me/fxyashwinstore>  
Channel : <https://t.me/fxyashwinbest>  
Telegram Contact : @realprofitbo  
Email : realprofitbo@gmail.com

## Step #3 Setting Up Your Charts



Now, right click on the chart and inside templates load the "**STM Main Autheticated.tpl**" and it will work without put Email and Clickbank Receipt manually.



FOREX EXPERT ADVISORS,  
BINARY and MANUAL TRADING SYSTEM  
ALL UNLIMITED VERSION FREE & PAID  
Channel : <https://t.me/fxyashwinstore>  
Channel : <https://t.me/fxyashwinbest>  
Telegram Contact : @realprofitbo  
Email : realprofitbo@gmail.com

# Step #3 Setting Up Your Charts

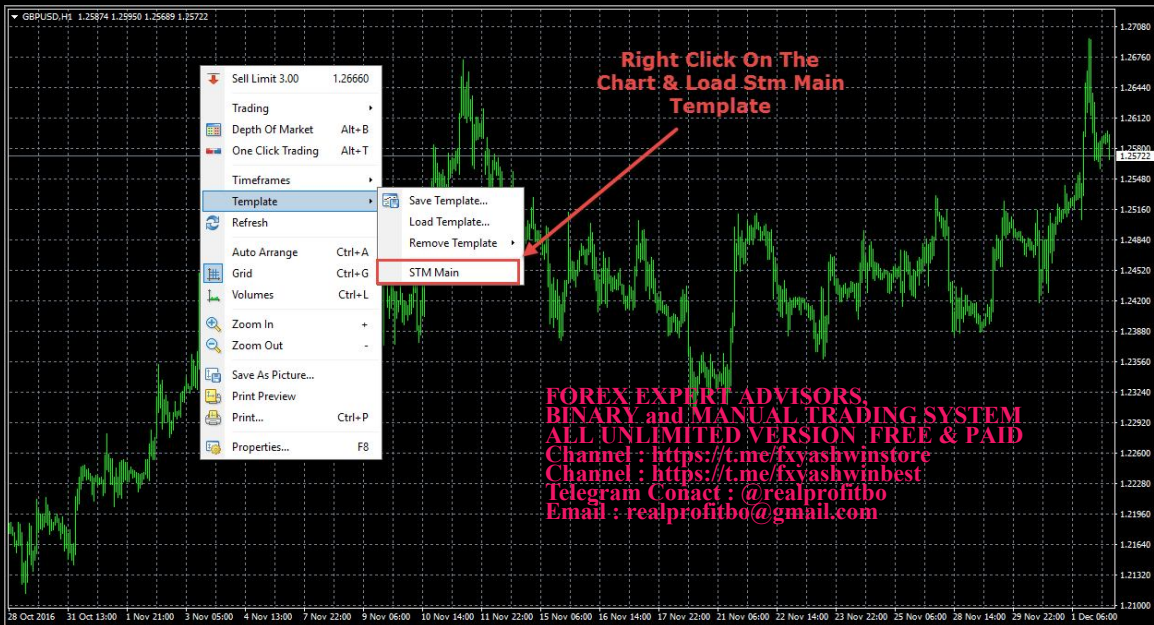


After your template is loaded your chart should look similar to this one!

FOREX EXPERT ADVISORS,  
BINARY and MANUAL TRADING SYSTEM  
ALL UNLIMITED VERSION FREE & PAID  
Channel : <https://t.me/fxyashwinstore>  
Channel : <https://t.me/fxyashwinbest>  
Telegram Contact : @realprofitbo  
Email : realprofitbo@gmail.com

**FOREX EXPERT ADVISORS,  
BINARY and MANUAL TRADING SYSTEM  
ALL UNLIMITED VERSION FREE & PAID  
Channel : <https://t.me/fxyashwinstore>  
Channel : <https://t.me/fxyashwinbest>  
Telegram Contact : @realprofitbo  
Email : realprofitbo@gmail.com**

# Step #4 Enjoy Using STM



Every time you want to use our template,  
just load your "STM Main" and it will work  
on all time frames

**FOREX EXPERT ADVISORS,  
BINARY and MANUAL TRADING SYSTEM  
ALL UNLIMITED VERSION FREE & PAID  
Channel : <https://t.me/fxyashwinstore>  
Channel : <https://t.me/fxyashwinbest>  
Telegram Contact : @realprofitbo  
Email : realprofitbo@gmail.com**